

## Directions to the CHDD Building at the University of Washington

UW Autism Center: 206-221-6806

### LOCATION

UW Seattle Campus Map: <http://uw.edu/maps/#!/chcl>

[Google Maps](#): click link on left or search using street address below

#### **Street Address:**

1701 NE Columbia Road  
University of Washington  
Seattle, WA 98195

#### **Mailing Address:**

CHDD/UW Autism Center  
Box 357920  
University of Washington  
Seattle, WA 98195-7920

### DRIVING DIRECTIONS

**From Interstate 5:** Take the N.E. 45<sup>th</sup> Street Exit (Exit # 169), located north of downtown Seattle. Head east at the end of the exit ramp onto NE 45<sup>th</sup> Street for half a mile and turn right onto 15<sup>th</sup> Avenue NE. Take 15<sup>th</sup> Avenue all the way down to the water (stay in the right lane to avoid turning left onto Pacific Avenue). Once you cross Pacific Street, 15<sup>th</sup> Avenue curves to the left, and brings you to the S1 parking lot gatehouse. The CHDD is located at the far end of the S1 lot.

**From Route 520:** Take the Montlake Boulevard Exit and head north across the Montlake bridge. Just after you cross the bridge, turn left onto NE Pacific Street and drive past the UW Medical Center (on your left). Turn left onto 15<sup>th</sup> Avenue NE and continue as it curves left, until you get to the S1 parking lot gatehouse. The CHDD is located at the far end of the S1 lot.


### PARKING

#### **UWAC Pre-Paid Parking Spaces**

- We have **2 parking spaces on the middle level of the S-1 parking deck near the entrance to the Portage Bay clinic** dedicated for the use of our clients, research participants and visitors. These 2 parking spaces are pre-paid so you do not need to stop at the gatehouse or pay to use them. Please only use these 2 pre-paid parking spaces if you have not already paid for parking at the gatehouse.
- To utilize these spots, contact your patient navigator, research scheduler, your clinician or person you are visiting to get hang tag(s) for your upcoming visit(s). If you arrive and park in one of our dedicated spots and do not have a hang tag, just stop in at the Portage Bay waiting room or let the person you are seeing know and we will give you a tag to take out to your car.
- Please note: the spots are first-come, first-served, so if you drive by and they are in use, you will need to drive back to the gatehouse and pay for a regular S-1 parking spot which we will validate (see instructions below).



**UWAC Pre-Paid Parking Spaces  
Picture 1**



**UWAC Pre-Paid Parking Spaces  
Picture 2**



**UWAC Pre-Paid Parking Signs**




**Regular S-1 Parking Spaces**

- Stop at the gatehouse entrance to the S1 parking lot to purchase a parking pass.
- Gatehouse permits are sold via a pay-on-entry system. When you purchase a permit at a gatehouse, you'll be asked how long you will be on campus, and you will pay for that amount of time in advance. Your permit will show an expiration time. After that time, the vehicle will be subject to citation.
- Between 6am and 4pm on weekdays, gatehouse permits are sold at a rate of \$3.00 per hour and a maximum of \$15.00 per day. Beginning at 4pm permits are sold at a flat rate of \$5.00 for night parking.
- When asked how long you will be on campus please round up to the closest hour and be sure to consider time needed to travel to and from the parking lot and treatment space. For example, if you have a session from 11am-1pm, you would need to indicate that you'll be on campus for 2-3 hours and you will pay \$9.00.
- Please avoid overestimating the length of your stay by too much. For example, if you have a session from 11am-1pm and the gatehouse attendant asks if you would like to purchase an all-day pass or 4+ hours pass, decline and indicate that you'll be on campus for 2- 3 hours and you will pay \$9.00.
- You can also ask for a **disability parking pass** at the gatehouse, which will allow you to park in the disability parking spaces.
- ★ **Leave the parking permit on the dashboard of your car when you come in for your visit.**
- If you have received a validation sticker from UWAC staff, please place it on the back side of the gatehouse permit. When you exit S-1, stop by the gatehouse and you will be reimbursed for the permit.
- *In the rare event that the S1 parking lot is full, the gatehouse attendant will direct you to other options.*

Summary of UW Gatehouse Issued Permit Rates	
0-1 hour	\$3.00
1-2 hours	\$6.00
2-3 hours	\$9.00
3-4 hours	\$12.00
4+ hours	\$15.00

**ENTERING THE CHDD**

The **CHDD** is a 4-story brick building just **east of the S1** parking lot. There are two entrances. The main entrance facing the UW Medical Center leads you up a ramp and directly into the reception area. The ground floor entrance door takes you to the 1<sup>st</sup> floor East Entrance. Take the elevators up to the 2<sup>nd</sup> floor reception area.



Main Entrance to CHDD



Ground Floor Entrance



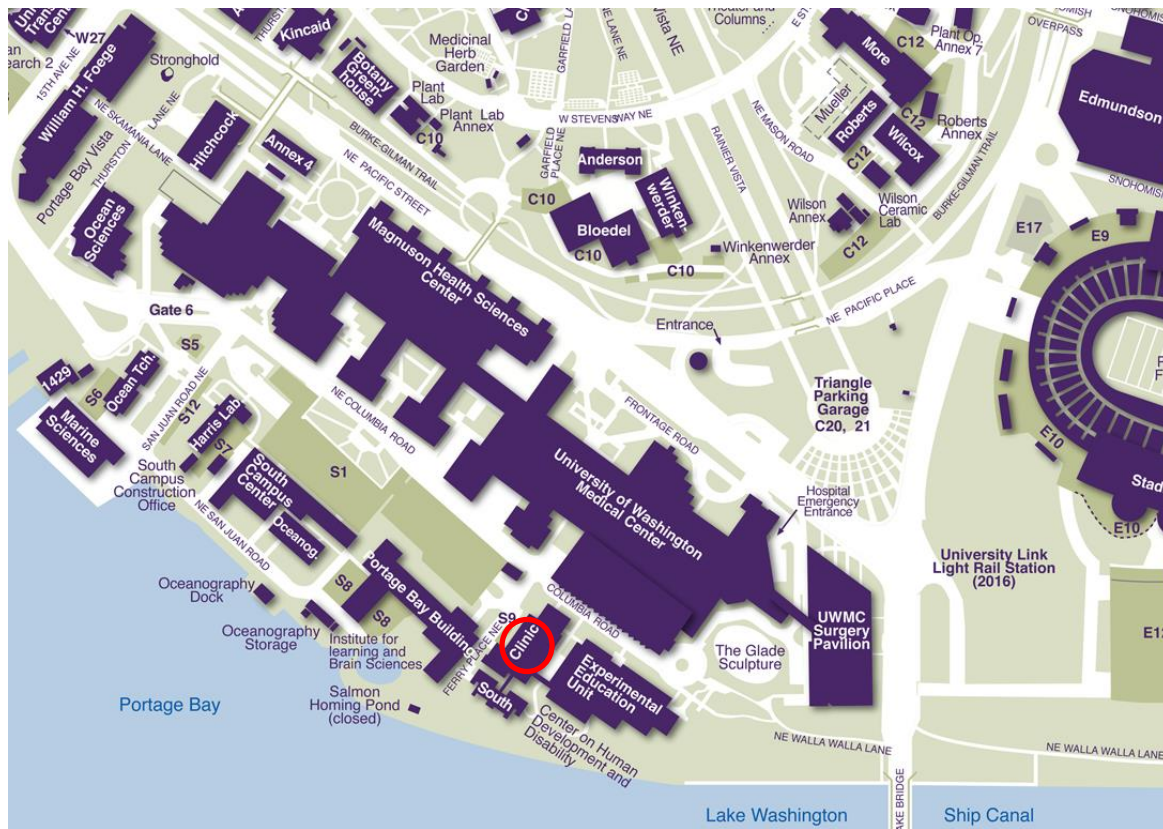
CHDD from S1 Parking Lot

**UPON ARRIVAL**

Check in with the receptionist in the 2<sup>nd</sup> floor reception area. Let them know the purpose of your visit. The receptionist will call the Autism Center staff connected with your visit.



**MAP**



**Seattle Office**  
Box 357920 Seattle, WA 98195-7920  
206.221.6806 fax 206.598.7815

**Toll-free Information Line 1.877.408.UWAC**  
uwautism@uw.edu  
<http://depts.washington.edu/uwautism>

**Tacoma Satellite**  
Box 358455 Tacoma, WA 98402-8455  
253.692.4711 fax 253.692.4718